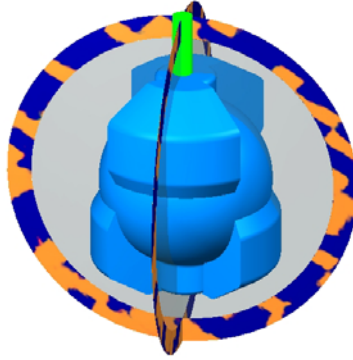


Brunswick Absolute Inferno™ - Activator®+ Coverstock



Part Number

60-104280-93X

Coverstock

Activator +

Color: Blue pearl/Orange pearl

Hardness: 76-77

Factory Finish

Rough Buff

Available Weights

12-16 Pounds

Core Dynamics

RG-max: 2.513

RG-min: 2.463

RG-diff.: 0.050

Average RG: 2.6 of 10

Performance

Hook Potential: 130

Length: 100

Typical Breakpoint

Shape: 85

Hook Potential:



Length:



Breakpoint Shape



Flare Potential:



RG-average:



Reaction Characteristics – Think you can handle Absolute Power?

Find out with the new Absolute Inferno™ from Brunswick. Combining the red-hot™ performance of the original Inferno's Ultra-Low RG core with the aggressiveness of a rough-buff, pearlized Activator+ coverstock, the Absolute Inferno sets a new standard for traction that leaves other balls behind. For improved hook potential, a more angular breakpoint, and better mid-lane recovery and forgiveness, there's only one absolute you can count on – Absolute Inferno.

Brunswick's **Activator® Coverstock** has quickly established a reputation for excellence in ball reaction, durability and longevity of ball reaction. On the lanes, Activator Coverstock balls are clean through the heads with excellent mid-lane recovery and strong arcing back-end reactions that create powerful pin action. Owners of the original Inferno have reported that it requires less frequent resurfacing and/or rejuvenation and is more resistant to cracking than other reactive coverstock balls.

Activator® Plus is a more aggressive version of the original Activator coverstock formulation that maintains the durability and longevity of ball reaction that are characteristic of the Activator coverstock family. The rough-buff, pearlized version of Activator Plus coverstock used on the Absolute Inferno creates more traction in the oil, increasing the ball's mid-lane and backend hooking action, while still being clean through the front end. When combined with the more angular breakpoint of the Activator Plus coverstock, this creates a ball with excellent mid-lane recovery and strong back-end power that is very forgiving, allowing the bowler more room for error.

Utility

•**Out of the box:** The Absolute Inferno is an ideal ball for medium-dry to medium-oily lane conditions.

•**When shined:** Using Brunswick's **Factory Finish High Gloss Polish** the total hooking action of the Absolute Inferno can be reduced and the arc made more skid/snap.

•**When dulled:** The Absolute Inferno's hooking action will increase providing a better match-up for oily lane conditions.

Reaction Setup

The **Absolute Inferno** can be drilled using the standard drilling techniques developed for two-piece balls, see the included drilling instructions for reaction characteristics and layout details.

The **Absolute Inferno** is finished with a new Rough Buff compound finish. To bring your Absolute Inferno back to its original factory finish use Brunswick's new **Factory Finish Rough Buff**. Available from your local Pro Shop.

For the most up to date Product Line Information go to www.brunswickbowling.com

Brunswick® *Absolute Inferno – Activator + Reactive*

Drilling & Layouts

The **Absolute Inferno** can be drilled using the standard drilling techniques developed for two-piece symmetric core balls. See the included drilling instructions for reaction characteristics and layout details.

Maintaining Your Ball Reaction

Brunswick recommends the following procedures to maintain and restore your Brunswick ball's reaction characteristics:

- Clean your Brunswick ball with **Brunswick Remove All** or similar ball cleaner after every use to reduce oil absorption.
- If you think your Brunswick ball has lost some of its "Out of the Box" reaction, restore the ball to its original factory finish listed on the product information sheet. This is especially important for balls that are highly sanded or polished. Use **Brunswick's Factory Finish High Gloss Polish** to restore the original factory finish on highly polished balls. Use **Brunswick's Factory Finish Rough Buff** to restore the original factory finish on ruff buff balls. For dull balls, wet sand with the sandpaper listed on the product information sheet.
- If there is a visible track on your ball have your Proshop use a Haas or similar resurfacing machine to remove the track then restore the ball to its original factory finish. This service is available, for a fee, at many Pro Shops
- If after restoring the original factory finish you feel your Brunswick ball has still lost some of its hooking action, remove the oil from the ball by gently warming it with either the **Revivor** or **Rejuvenator** Pro Shop devices that have been designed for this purpose. This service is available, for a fee, at many Pro Shops. Brunswick's testing has shown that by combining the restoration of the **factory finish** with **oil removal** your Brunswick ball can maintain its original "Out of the Box" reaction for hundreds of games.




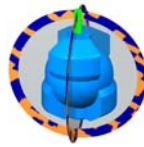
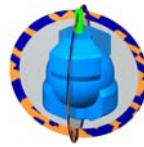
Note: Oil soaked balls tend to traction less in the oil and respond less to the dry boards on the lane. If you are matching-up using an oil soaked ball on wet/dry or broken down lane conditions, removing the oil from the ball will significantly change your match-up and possibly create undesirable over reactions.

Ball Comparisons

Want to compare the performance of this ball to other Brunswick balls? Go to our website at www.brunswickbowling.com. Click on **Balls**, then click on **Pro Shop Information**. This page contains a link to the **Brunswick Ball Comparison Chart**. This chart allows you to see, at a glance, the performance of all Brunswick balls relative to each other, defined by their **Hook Potential** and **Arc Characteristics**. There's even an essay to help explain and guide you through the chart.

Lightweight Engineering

At Brunswick the unique core shape of each individual ball is used for all weights from 12 to 16 pounds. This approach to lightweight ball engineering is unique in the industry and provides bowlers with consistent ball reaction characteristics across this weight range. This approach also allows Pro Shops to drill lighter weight balls using the same layout techniques as heavier balls with confidence that the lighter ball doesn't need special drilling instructions due to the core shape being different.

Weight	16#	15#	14#	13#	12#	11#	10#
Core Shape						Not Available	Not Available
RG-max.	2.513	2.529	2.576	2.641	2.710		
RG-min.	2.463	2.479	2.527	2.592	2.663		
RG-diff.	0.050	0.050	0.049	0.049	0.047		

For the most up to date Product Line Information go to www.brunswickbowling.com