

# Information Sheet

## Imperial Quantum

### Specifications

Proactive™ Cover Stock  
Polished finish  
Hook Potential: 20-13 (dull/shiny)  
Traction Characteristic: MTX 4  
Typical Length: 3.5  
Typical Backend: 10+  
Average RG: 4.0  
Track Flare Potential: 9.3



### Reaction Characteristics

Introducing Imperial Quantum, featuring BTV's exclusive **Proactive MTX4™** coverstock. This new formulation combines the impressive performance characteristics of Axiom with a more Skid/Snap arc than the Jade Quantum. The traction effect built into all formulations of Axiom™ Proactive™ coverstocks results in a strong but smooth reaction on the lane that is less skittish or squirty at the breakpoint compared to reactive urethanes. Proactive inspires confidence in the strength of the reaction and in the repeatability of the shot.

Introducing Traction Effect Characteristic, the newest industry statistic. Traction Characteristic helps you calibrate where the traction will kick in and to what degree. (See next page for traction effect chart)

Imperial Quantum is constructed with Quantum's patented mushroom core design which creates dynamic integrity throughout all weights. Together, this core design and Proactive™ coverstock material, come together to produce a later rolling ball with a very aggressive, but readable move to the pocket.

The traction effect generated by Proactive™, provides a readable reaction that also creates a significant increase in overall hook for virtually any bowler style on a wide variety of lane conditions, even when shined. If the bowler desires more hooking action out of the box, Proactive™ can be sanded and will provide a cleaner front end reaction than dull reactive balls, while maintaining strong mid-lane and back end reactions. Proactive™ is a significant improvement over reactive urethane technology when used dull as it delivers a reaction that is much less sensitive on the front part of the lane. Most of the increase in hook will come in the middle and backend parts of the lane, offsetting any early reaction that may be created by sanding the ball. Axiom's impressive performance improvements are not achieved through higher friction. In fact, Axiom™ Proactive™ is **less abrasive** against lane surfaces than conventional and reactive urethane coverstocks.

# Information Sheet

## Imperial Quantum

### Drilling Information

All weights of the Imperial Quantum can be drilled using the techniques developed for two-piece balls. See Brunswick's "Seven Popular Layouts" for detailed drilling information.

The revolutionary performance characteristics of Proactive™ allow the pro shop to fully utilize layout choices to create desired reactions. Due to the strength of the Proactive material stronger release players would be advised to use layouts 4-7 on the seven popular layouts sheet. For average release players that desire a ball reaction more like a "cranker", layouts 1-3 will produce very strong reactions if their release generates a fair amount of side roll, even if they don't have a lot of revs.


### Polishing and Cleaning

Proactive's textured surface is more resistant to polishing than reactive urethane. The maximum achievable gloss will be lower than reactive urethane.

Proactive™ can be cleaned using the same methods and materials used to clean reactive resin balls.

# AXIOM™

## Proactive Urethane



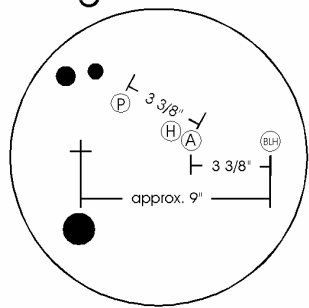
### Traction Characteristic Chart

- ETX** 1 2 3 4 Enhanced Traction Effect - The strongest traction; features even arching trajectory throughout.  
**MTX** 1 2 3 4 Mid Traction Effect - Mid-point traction; with trajectory between even arching and angular.  
**DTX** 1 2 3 4 Delayed Traction Effect - Postponed traction; provides angular trajectory to the pocket.

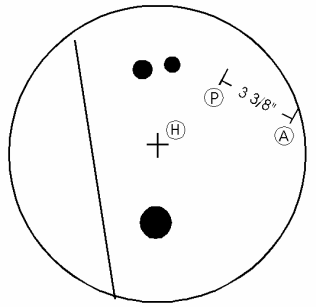
# SEVEN POPULAR LAYOUTS

MAXIMUM  
TRACK FLARE  
HIGH  
REACTIVITY

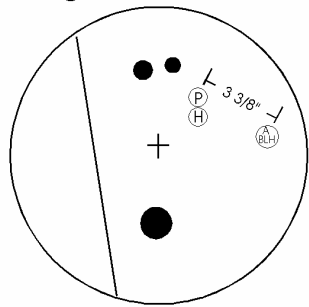
1-Leverage Pin with 9" hole



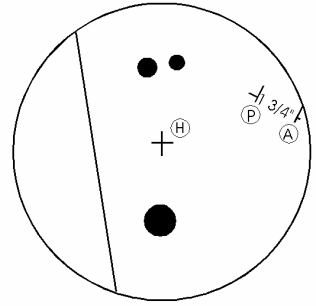
2-Leverage Pin-heavy spot toward grip center



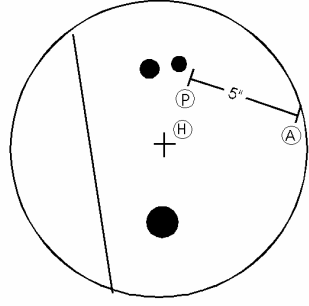
3-Leverage Pin with Axis hole



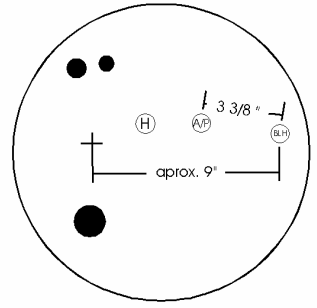
5-Pin between Axis and Leverage



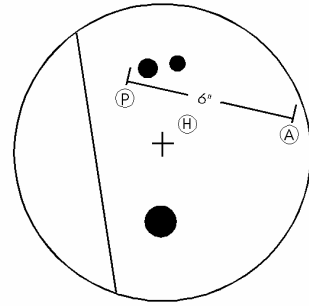
4-Positive label shift



6-Axis Pin with 9" hole



7-Negative label shift



MINIMUM  
TRACK FLARE  
LOW  
REACTIVITY

(P) = Pin      (H) = Heavy Spot      (A) = Axis      (BLH) = Balance hole