

### Part Number

60-104976-93X

### Coverstock

Activator

Color: Indigo Pearl / Ivory

Hardness: 76-78

Glow Engraving

### Factory Finish

High Gloss Polish

### Core Dynamics @ 16#

RG Max: 2.539

RG Min: 2.496

RG Diff.: 0.043

Average RG: 3.5

### Performance

Hook Potential: 125

Length: 110

Typical Breakpoint Shape: 85

Chart Position: P-6

### Available Weights

10 - 16 Pounds



**Hook Potential:** Low (10) High (175)

**Length:** Early (25) Long (235)

**Breakpoint Shape:** Smooth Arc (10) Angular (100)

**Flare Potential:** Low (0.0) High (0.060)

**RG-average:** Center Heavy (1) Cover Heavy (10)

The **Rattler** strikes, and strikes, and strikes again. With a ball reaction like a snake attacking its prey, the **Rattler** uncoils and drives hard and fast through the backend with a vicious attack. The **Rattler** provides unmatched reaction at the Performance price point. Don't be caught without one in your bag.

### Technology

**Activator® Coverstock:** The **Rattler** is the first ball with Activator coverstock available at the Performance price point. The original Activator coverstock used on the **Rattler** is a proven formula that provides strong downlane recovery, longevity of ball reaction, and unprecedented durability with superior resistance to cracking.

**Low RG Rocket Core:** The Rattler uses Brunswick's Multi-Sided Rocket Core System, providing a low RG core that when combined with the original Activator coverstock produces a ball reaction that is unmatched at the Performance price point. Clean through the front with an aggressive move at the breakpoint, the **Rattler** gives amazing bang for the buck. There isn't another ball in this class that's even close.

**High Gloss Polish:** The Rattler is finished with Brunswick's **Factory Finish High Gloss Polish** to maximize the skid-snap reaction out of the box. This surface preparation will allow most bowlers to match-up to both freshly oiled and moderately broken down house conditions.

### Reaction Characteristics

•**Out of the Box:** With its high gloss polish surface, the Rattler matches up well on most house conditions.

•**When dulled:** The Rattler's hooking action will increase and its arc will become more even, creating a better match-up for medium-oily lane conditions and for smoothing over/under reactions that are sometimes encountered on wet/dry lane conditions.

### Reaction Setup

The Rattler can be drilled using the standard drilling techniques developed for two-piece balls, see the included drilling instructions for reaction characteristics and layout details. The Rattler is surfaced with Brunswick's **Factory Finish High Gloss Polish** which increases its skid-snap characteristics. Shiny surface finishes can sometimes skid too long, resulting in reduced backend reaction and hitting power. To increase traction, roughen the surface with Brunswick's **Factory Finish Rough Buff**.

## Maintaining Your Ball Reaction

Brunswick recommends the following procedures to maintain and restore your Brunswick ball's reaction characteristics:

- Clean your Brunswick ball with **Brunswick Remove All** or similar ball cleaner after every use to reduce oil absorption.
- If you think your Brunswick ball has lost some of its "Out of the Box" reaction, restore the ball to its original factory finish listed on the product information sheet. This is especially important for balls that are highly sanded or polished. Sand to 400-grit then use **Brunswick's Factory Finish High Gloss Polish** to restore the original factory finish on high gloss polish balls. Sand to 220-grit then use **Brunswick's Factory Finish Rough Buff** to restore the original factory finish on rough buff balls. For dull balls, wet sand with the sandpaper listed on the product information sheet.
- If there is a visible track on your ball have your Pro shop use a Haas or similar resurfacing machine to remove the track then restore the ball to its original factory finish. This service is available, for a fee, at many Pro Shops.
- If after restoring the original factory finish you feel your Brunswick ball has still lost some of its hooking action, remove the oil from the ball by gently warming it with either the **Revivor** or **Rejuvenator** Pro Shop devices that have been designed for this purpose. This service is available, for a fee, at many Pro Shops. Brunswick's testing has shown that by combining the restoration of the factory finish, resurfacing of the track and oil removal your Brunswick ball can maintain its original "Out of the Box" reaction for hundreds of games.
- Absorbent materials sold by other bowling ball manufacturers to remove oil can also be used on Brunswick bowling balls. Information to date seems to indicate that absorbent materials have a more limited ability to remove oil than warming. You may be disappointed with results on heavily oil soaked balls.






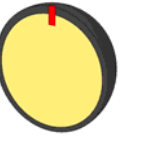
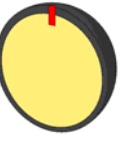
**Note:** Oil soaked balls tend to traction less in the oil and respond less to the dry boards on the lane. If you are matching-up using an oil soaked ball on wet/dry or broken down lane conditions, removing the oil from the ball will significantly change your match-up and possibly create undesirable over reactions.

## Ball Comparisons

Want to compare the performance of this ball to other Brunswick balls? Go to our website at [www.brunswickbowling.com](http://www.brunswickbowling.com). Click on **Balls**, then click on **Pro Shop Information**. This page contains a link to the **Brunswick Ball Comparison Chart**. This chart allows you to see, at a glance, the performance of all Brunswick balls relative to each other, defined by their **Hook Potential** and **Arc Characteristics**. There's even an essay to help explain and guide you through the chart.

## Lightweight Engineering

At Brunswick the unique core shape of each individual ball is used for all weights from 12 to 16 pounds. This approach to lightweight ball engineering is unique in the industry and provides bowlers with consistent ball reaction characteristics across this weight range. This approach also allows Pro Shops to drill lighter weight balls using the same layout techniques as heavier balls with confidence that the lighter ball doesn't need special drilling instructions due to the core shape being different.

Weight	16#	15#	14#	13#	12#	11#	10#
Core Shape							
RG-max.	2.539	2.552	2.567	2.625	2.648	2.771	2.802
RG-min.	2.496	2.508	2.524	2.585	2.608	2.769	2.800
RG-diff.	0.043	0.044	0.043	0.040	0.040	0.002	0.002

For the most up to date Product Line Information go to [www.brunswickbowling.com](http://www.brunswickbowling.com)