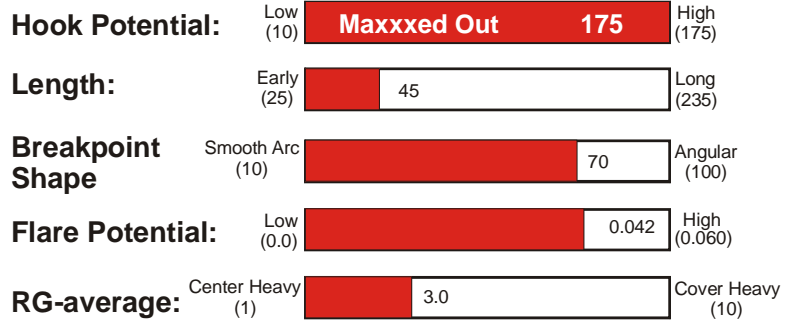


Brunswick MaxXX Zone[®] – Reactive Solid



Part Number

60-104963-93X

Coverstock

PlaZma Reactive Solid
Color: Black / Blue / Purple
Hardness: 74-76

Factory Finish

600 – Wet Sand

Core Dynamics

RG-max: 2.522
RG-min: 2.480
RG-diff.: 0.042
Average RG: 3.0 of 10

Performance

Hook Potential: 175
Length: 45
Typical Breakpoint Shape: 70
Comparison Chart Position: T 11

Available Weights

12-16 Pounds

MaxXX Zone[®], the ball to go to when you're looking for the Max. Maximum Hook, Maximum Traction, Maximum Performance even on oily lanes, that's what the new MaxXX Zone will bring to your arsenal.

Core

The MaxXX Zone core uses the same inner core shape as the Smash Zone. However, the weight distribution between the inner core and outer core has been adjusted to raise the overall RG, so even with its aggressive PlaZma coverstock, the MaxXX Zone will clear the fronts and provide maximum traction in the mid and the back-ends even on the tightest lane conditions.

Coverstock

To maximize the performance of the MaxXX Zone, Brunswick has developed the new PlaZma coverstock. PlaZma sticks to the lane and continues to traction strong when other coverstocks break loose from the lane. When combined with the MaxXX Zone core this gives an unbeatable combination to attack the oiliest lane conditions and provide unparalleled lane hugging traction and recovery.

Reaction Characteristics

Out of the Box: With its 600-grit wet sand surface, the MaxXX Zone will match-up well on medium to oily lane conditions for most bowlers and will be a good all around ball for bowlers with higher ball speed or lower rev rates.

If your MaxXX Zone goes too long: The 600-wet sand out of the box finish can be adjusted to 400 or 220-wet sand if you need to get the MaxXX Zone to read the lane sooner.

If your MaxXX Zone hooks too early: The MaxXX Zone has an aggressive surface preparation out of the box. By smoothing out the surface finish with progressively less aggressive finishes you will be able to move the reaction further down the lane.

For the most up to date Product Line Information go to www.brunswickbowling.com

Brunswick MaxXX Zone[®] – Reactive Solid

Maintaining Your Ball Reaction

Brunswick recommends the following procedures to maintain and restore your Brunswick ball's reaction characteristics:

- Clean your Brunswick ball with **Brunswick Remove All** or similar ball cleaner after every use to reduce oil absorption.
- If you think your Brunswick ball has lost some of its "Out of the Box" reaction, restore the ball to its original factory finish listed on the product information sheet. This is especially important for balls that are highly sanded or polished. Sand to 400-grit then use **Brunswick's Factory Finish High Gloss Polish** to restore the original factory finish on high gloss polish balls. Sand to 220-grit then use **Brunswick's Factory Finish Rough Buff** to restore the original factory finish on rough buff balls. For dull balls, wet sand with the sandpaper listed on the product information sheet.
- If there is a visible track on your ball have your Pro shop use a Haus or similar resurfacing machine to remove the track then restore the ball to its original factory finish. This service is available, for a fee, at many Pro Shops.
- If after restoring the original factory finish you feel your Brunswick ball has still lost some of its hooking action, remove the oil from the ball by gently warming it with either the **Revivor** or **Rejuvenator** Pro Shop devices that have been designed for this purpose. This service is available, for a fee, at many Pro Shops. Brunswick's testing has shown that by combining the restoration of the factory finish, resurfacing of the track and oil removal your Brunswick ball can maintain its original "Out of the Box" reaction for hundreds of games.
- Absorbent materials sold by other bowling ball manufacturers to remove oil can also be used on Brunswick bowling balls. Information to date seems to indicate that absorbent materials have a more limited ability to remove oil than warming. You may be disappointed with results on heavily oil soaked balls.

Note: Oil soaked balls tend to traction less in the oil and respond less to the dry boards on the lane. If you are matching-up using an oil soaked ball on wet/dry or broken down lane conditions, removing the oil from the ball will significantly change your match-up and possibly create undesirable over reactions.






Ball Comparisons

Want to compare the performance of this ball to other Brunswick balls? Go to our website at www.brunswickbowling.com. Click on **Balls**, then click on **Pro Shop Information**. This page contains a link to the **Brunswick Ball Comparison Chart**. This chart allows you to see, at a glance, the performance of all Brunswick balls relative to each other, defined by their **Hook Potential** and **Arc Characteristics**. There's even an essay to help explain and guide you through the chart.

Lightweight Engineering

At Brunswick, the unique core shape of each individual ball is used for weights from 14 to 16 pounds. This approach to lightweight ball engineering provides bowlers with consistent ball reaction characteristics across this weight range.

At 12 & 13 pounds, Brunswick uses a generic core shape with a RG-differential of 0.040. This differential is close enough to the 14-16 pound shape so that the same drilling instructions can be used.

Weight	16#	15#	14#	13#	12#	11#	10#
Core Shape						Not Available	Not Available
RG-max.	2.522	2.537	2.554	2.625	2.648		
RG-min.	2.480	2.495	2.512	2.585	2.608		
RG-diff.	0.042	0.042	0.042	0.040	0.040		

For the most up to date Product Line Information go to www.brunswickbowling.com